


DESIGN ASSIST SERVICE LEVELS




Constructability Analysis

Provide high level framing constructability direction

- Understand design intent
- Precedent review
- Preliminary surface analysis
- Preliminary framing design
- Specification development
- Cost analysis

**COMPLIMENTARY
COLLABORATION**




Proof of Concept

Develop framing rules and parameters for focus area(s)

Constructability Analysis +

- Detailed framing logic
- Preliminary engineering analysis
- 2D & 3D concept validation

**LOW-COST
ENGAGEMENT**



Fully Engineered Solution

Resolve complex framing conditions for full project scope

Proof of Concept +

- Interface with building systems
- Fully resolved framing logic
- Fully engineered solution

**COMPREHENSIVE
SOLUTION**

RadiusTrack® Design Assist delivers the confidence you need to execute curved and complex surfaces.