

Non-Structural Metal Framing

1. Product Name

Radius Track® Custom Pre-Curved Solutions
 · Curved-Right™ Custom Framing
 · BIM Technology and 3D Design

Radius Track® Hand-Formable Products
 · Ready-Track®
 · Ready-Arch®
 · Ready-Angle®

Radius Track® Jobsite Tools
 · Radius Track Bender®
 · Radius Trim Bender®

2. Manufacturer

Radius Track Corporation
 9320 Evergreen Blvd NW, Suite G
 Minneapolis, MN 55433
 888-872-3487 Toll Free Phone
 763-795-8885 Local Phone
 763-795-8884 Local Fax
 info@radiustrack.com
 www.radiustrack.com

3. Product Description

BASIC USE

Radius Track Corporation provides the means to easily and cost-effectively build any type of curved surface no matter how simple or complex, including:

- Walls
- Soffits
- Curved Staircases
- Clouds
- Acoustical Deflectors
- Curved Risers
- Box Beams / Headers
- Top Cord Trusses
- Over Cord Trusses
- Arched Doorways
- Arched Windows
- Exterior Domes
- Interior Domes
- Barrel Vaults
- Groin Vaults
- Canopies
- Parapits
- Curved Facia
- Quonset Huts
- Spheres
- Furdowns
- Compound Curves
- Splines
- Ellipses



No matter if you're building arcs, splines, ellipses, free-form 3-D ruled surfaces or compound shapes, we'll pre-curve steel framing components to assure the curve will be smooth and uniform.



*Complex Surface and Interior Dome
 St. Andrews Orthodox Christian Church / Riverside, CA*

CURVED-RIGHT™ CUSTOM FRAMING

Radius Track Corporation is able to custom pre-curve multiple types of steel products into exact radius profiles. These profiles meet specification and tolerance requirements for almost any interior non-structural curved framing architectural design. The product can be shipped right to the jobsite and will arrive on time, as promised, absolutely accurate and marked for quick, easy and simple installation. Getting a quote is simple...you can provide us the material list for what you need, or provide us the drawings and our designers will do the work for you.

Radius Track Corporation can dramatically simplify the process of building a surface with complex curves through our advanced use of BIM technology and 3D design. Accurately dimensioned steel framing arcs, splines, ellipses, free-form 3D ruled surfaces and compound shapes are generated from architectural drawings and cold formed to client specifications, resulting in an affordable and time-saving method of producing complex curving profiles.

READY PRODUCTS

Ready Products are the ideal solution when you can't lock down the radius. These specially designed Ready-Track®, Ready-Arch® and Ready-Angle® profiles are supplied in straight sections that can be easily hand-formed to your exact requirements on the jobsite. Ready Products hold their shape, so they're simple and easy to install reducing labor costs.

Ready-Track®

Ready-Track® products are flexible, hand-formable, steel tracks used to frame curved walls, arch shapes and ceiling surfaces. Compound curves of any radius can be formed quickly and easily by combining a series of sections. Framing screws, if desired, can be easily added at each tab on the inside flange to lock the shape and add stiffness.



Ready-Track®

Ready-Arch®

Ready-Arch® products are flexible, hand-formable, steel profiles used to easily and inexpensively frame round, elliptical and S-curves for applications including windows and door arch applications, inside and outside soffit faces, light covers and any articulated, stepped or offset surface. Ready-Arch® is ideal for curved leg-in or curve leg-out arch or soffit framing.



Ready-Arch®

Ready-Angle®

Ready-Angle® products are flexible, hand-formable, steel profiles used to create S-shapes, spirals, sweeps or any free form shape for soffit, arch and curved wall applications. Ready-Angle® curves in multiple directions and can be used for virtually any curved framing applications or to form arches of any depth.



Ready-Angle®

RADIUS TRACK BENDER® RADIUS TRIM BENDER®

The Radius Track Bender® will curve 20-gauge and lighter track and stud profiles the hard way along the flange (think top and bottom track for a curved wall) – without requiring you to cut or slit the metal. Simply by turning a dial you can set the machine to produce the curve you need. Once set, the tool will bend the material to the same radius, piece after piece, all day long... up to 400 feet of track or studs per man hour.

Compact and easy to use, this system forms the exact curve you want by creating compound indentations at consistent intervals along the length of the material. You can space the indents as close as 2 inches on center for a tight radius, and up to 12 inches for a larger radius. In addition, the Track Bender® provides powerful mechanical leverage without excessive use of manpower, electricity, compressed air or outside power sources



Radius Track Bender®

The Radius Trim Bender® allows you to curve 20-gauge and lighter angle up to 3" x 3" for beautiful curves every time – eliminating the old fashioned tin snips and trial-and-error method of building the perfect radius.

Compact, easy to use, and requiring no electricity, this innovative system forms the exact curve you want by creating compound indentations at consistent intervals along the length of the angle. Once a piece of angle is bent into a radius, it is capable of spanning distances in excess of 3 feet between supports, significantly reducing installation time.



Radius Trim Bender®

4. Benefits

Curved-Right™ Custom Framing

- Preformed and delivered to the jobsite ready to install.
- Significantly reduces installation time.
- Meets tolerance and quality requirements.
- Greatly contributes to reduced labor and cost savings.

Ready Products

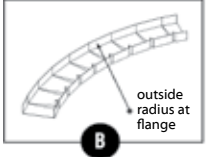
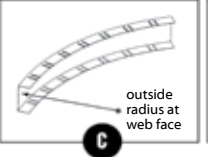
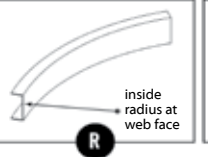
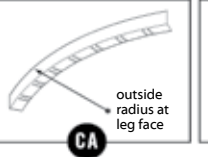
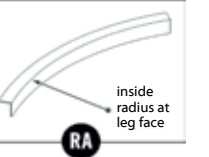










- Hand-bendable (flexible); requires no tools.
- Once formed, they hold their shape.
- Install quickly, helping to reduce labor costs.
- Offer an economical alternative to cutting, snipping, or other shaping methods.
- Versatile; can be used for framing virtually any non-load bearing curved surface.

Radius Track Bender®

Radius Trim Bender®

- Easy and simple to create a curved member that is complete and ready for installation in minutes instead of hours.
- Eliminates the need for old-fashioned tin snips and the trial-and-error method of making the right radius.
- No additional reinforcements are necessary; and no straps or additional steel is needed to maintain the desired curvature.
- Operates on powerful mechanical leverage without electricity, compressed air or outside power sources.
- Tough heavy-gauge steel construction throughout assures a smooth, trouble-free operation you can count on job after job.

5. Specifications

	CURVED-RIGHT™ CUSTOM FRAMING*	READY-TRACK® READY-ANGLE® READY-ARCH®	RADIUS TRACK BENDER® RADIUS TRIM BENDER®										
GAUGES:	25, 22, 20, 18, 16, 14	20, 18	25, 22, 20										
WEB WIDTHS:	Up to 12"	Ready-Track® 2 1/2", 3 1/2", 3 5/8", 4", 5 1/2", 6" Ready-Angle® 1 1/2" x 1 1/2" Ready-Arch® 3 1/2", 3 5/8", 5 1/2", 6"	Track Bender® 2 1/2", 3 1/2", 3 5/8", 4", 5 1/2", 6" Trim Bender® 1 1/2"x1 1/2", 2"x2", 3"x3"										
FLANGES:	Up to 3"	Ready-Track® 1 1/4" Ready-Angle® 1 1/2" Ready-Arch® 1 1/4"	Track Bender® Up to 3" Trim Bender® Up to 3"										
MATERIAL TYPES:	Track, Stud, Angle, Slotted Slip Track, Furring (Hat) Channel, Cold Rolled Channel (CRC)	Track, Angle	Track Bender® Track, Studs Trim Bender® Angle										
BEND TYPES:	SEE CHART 1.0 FOR CURVE TYPE CLARIFICATION												
	B, C, R, BSP, CSP, RSP RB, RC, BC FI, FO	Ready-Track® B, BSP Ready-Angle® C, R, CSP, RSP, RC Ready-Arch® C, R	Track Bender® B Trim Bender® C										
<p>CHART 1.0</p> <table border="1" style="width: 100%; text-align: center;"> <thead> <tr> <th>STANDARD BEND</th> <th>CURVE - LEG IN</th> <th>CURVE - LEG OUT</th> <th>CURVED ANGLE - LEG IN</th> <th>CURVED ANGLE - LEG OUT</th> </tr> </thead> <tbody> <tr> <td></td> <td></td> <td></td> <td></td> <td></td> </tr> </tbody> </table> <p> B = Standard Bend C = Curve Leg In R = Curve Leg Out BSP, CSP, or RSP = Spline RB, RC, or BC = Compound Curve FI = Flange-In (Hat Channel) FO = Flange-Out (Hat Channel) </p>				STANDARD BEND	CURVE - LEG IN	CURVE - LEG OUT	CURVED ANGLE - LEG IN	CURVED ANGLE - LEG OUT					
STANDARD BEND	CURVE - LEG IN	CURVE - LEG OUT	CURVED ANGLE - LEG IN	CURVED ANGLE - LEG OUT									
													
TOLERANCES:	1/8" over 10'	User Defined	User Defined										
LENGTHS:	Up to 35'	Ready-Track® 8', 10' Ready-Angle® 8', 10' Ready-Arch® 8'	User Defined										
MINIMUM RADIUS:	12"	10" - 20"	Track Bender® 11" - 33" Trim Bender® 30" - 44"										
COATINGS:	G40, G60, G90	G60	User Defined										
KSI:	33, 50	33	User Defined										

* Not all listed gauges, web widths, flange sizes and material lengths are available in or with all material types or curve types. Listed minimum radius does not apply to all material types, sizes, gauges and curve types. Please call Radius Track Corporation for specification details for your specific application: 1.888.872.3487.

6. Technical Data

APPLICABLE STANDARDS

ASTM International (ASTM)

- ASTM C645 Specification for Nonstructural Steel Framing Members
- ASTM A653 / A653M Standard Specification for Steel Sheet, Zinc-Coated (Galvanized) or Zinc-Iron Alloy-Coated (Galvannealed) by the Hot-Dip Process.
- ASTM C754 Standard Specification for Installation of Steel Framing Members to Receive Screw-Attached Gypsum Panel Products.
- ASTM C 1002 Steel Drill Screws for the Application of Gypsum Board or Metal Plaster Bases.

GREEN SEAL

- GS GC-03 Anti-Corrosive Paints

SSPC: The Society for Protective Coatings

- SSPC Paint 20 – Zinc-Rich Primers (Type I – Inorganic and Type II – Organic)

APPROVALS

Consult Radius Track Corporation for specific information concerning approvals by code bodies and other industry entities.

7. Installation

CURVED-RIGHT™ CUSTOM FRAMING

Installation Instructions:

Radius Track Corporation focuses on three objectives when providing installation instructions when providing Curved-Right™ Custom Framing solutions:

1. Show you what we are delivering / color-coded, labeled and listed.
2. Show how to locate it on your jobsite with x-y-z coordinates and/or dimensional layout coordinates and elevations as a reference.
3. Show you how the pieces go together with clear connection details carefully considered.

Radius Track Corporation provides thorough, easy-to-understand assembly documents for clarity and ease of assembly. Included are both 2D and 3D images of what the completed assembly should look like along with step-by-step instructions. By providing detailed assembly instructions contractors can make sure their crew is working instead of standing around trying to figure out how to assemble the components. Here are just a few examples of how we make assembly easier:

- Often ceilings are projected to the floor plane for easier layout, then supplemented with z-coordinate elevations at major material intersections for simplified assembly.
- Layout drawings tie dimensions back to building grid lines - key points are located with two dimensions from two directions.

- Connection details are included to show you the locations of any clips, plates, or fasteners needed for successful installation.

Finally, Radius Track Corporation provides ongoing customer support for assembly throughout the construction process. We do not walk off the job until you walk off the job!

READY PRODUCTS

Installation Instructions:

1. Hand-bend the product to the desired position.
2. All Ready Products are known to hold their shape once formed, however, for Ready-Track® only, you have the ability to create additional strength of each member by installing self-tapping screws into the pre-drilled holes on one side of the track.
3. Ready-Track® – Fasten track to the ceiling or floor.
Ready-Arch® – Slide over the rough opening and secure in place.
Ready-Angle® – Once shaped, it is ready to be installed along the outside edge of the curved soffit or furrdown. If used to create a track or arch, see items above.

CURVED-RIGHT™ CUSTOM FRAMING AND READY PRODUCTS METHODS, BUILDING CODES & STORAGE

Methods

Install in accordance with ASTM C754, manufacturer's instructions and approved shop drawings. Visit www.radiustrack.com for further application drawings and details.

Building Codes

Installation must comply with the requirements of all applicable local, state, and federal code jurisdictions.

Storage

Store materials protected from exposure to harmful environmental conditions.

RADIUS TRACK BENDER®

RADIUS TRIM BENDER®

Installation Instructions:

Instruction manuals are included with every Radius Track and Trim Bender® tool. In addition, the Radius Track Bender also comes with a bilingual (English and Spanish) Training DVD. Finally, additional technical support is provided by calling Radius Track Corporation.

8. Availability & Cost

AVAILABILITY

Curved-Right™ Custom Framing

Custom pre-curved components are available for delivery anywhere in North America via local drywall supply channels or can be shipped directly to the project jobsite.

Ready Products

Hand-formable Ready-Track®, Ready-Arch®, and Ready-Angle® are available through local drywall supply distributors in dealer specified quantities.

Radius Track Bender®

Radius Trim Bender®

Radius Track and Trim Bender tools are available via local drywall supply channels or can be shipped directly to the project jobsite.

COST

Curved-Right™ Custom Framing

Pricing information for Curved-Right custom pre-curved components can be obtained by contacting a local distributor, by submitting a Request for Quote to Radius Track Corporation, or by contacting Radius Track Corporation directly by phone, fax, website or e-mail.

Ready Products

Hand-formable Ready Products pricing can be obtained by contacting local drywall supply distributors.

Radius Track Bender®

Radius Trim Bender®

Pricing information for Radius Track Bender® and Radius Trim Bender® can be obtained by contacting a local distributor or by contacting Radius Track Corporation directly by phone, fax, website, or e-mail.

9. Warranty

Complete warranty terms and conditions are available on the Radius Track Corporation website: www.radiustrack.com.

10. Technical Services

Radius Track Corporation provides design, modeling and fabricating services for customers located anywhere in the world. Other services include:

- Schematic design
- Estimating
- System Integration
- Structural testing
- Architectural Detailing
- Value Engineering
- Coordinated Structural Engineering

Additional technical assistance, including more detailed information, product literature, test results, project lists, assistance in preparing project specifications and arrangements for application supervision, is available by contacting Radius Track Corporation or by visiting our website at www.radiustrack.com.



9320 Evergreen Boulevard NW, Suite G Minneapolis, MN 55433

P: 763.795.8885 FAX: 763.795.8884 TOLL-FREE: 1.888.872.3487 E: info@radiustrack.com www.radiustrack.com